



➤ MANUAL HOISTING

M3 SERIES CHAIN BLOCKS

CX SERIES CHAIN BLOCKS

L5 SERIES LEVER HOISTS

LX SERIES LEVER HOISTS


TSP SERIES MANUAL PUSH TROLLEYS

TSG SERIES MANUAL GEARED TROLLEYS

CLAMPS & TROLLEY WHEELS

KITO M3 SERIES CHAIN BLOCKS

3 Year ***
Warranty



Applications

- ✓ Mining, construction, engineering, infrastructure, manufacturing
- ✓ Ideal for processing plants, manufacturing plants, job sites, construction sites, projects

Features

- ✓ Gear case and hand wheel cover resistant to external shocks.
- ✓ Double enclosure helps prevent mud and dust from entering internal mechanisms.
- ✓ Double pawl spring increasing reliability.
- ✓ Also available with overload limiter which prevents hoist overload and protects the operator.
- ✓ Reliable mechanical brake.
- ✓ Stopper prevents excessive lowering.
- ✓ Needle and ball roller bearings allow maximum mechanical efficiency with minimum effort.
- ✓ KITO manufactured Grade 100 load chain.
- ✓ Available in standard lift heights of 3 and 6 metres, close coupled to KITO push and geared trolleys.
- ✓ Tailored lift heights can be configured in KITO PWB's dedicated assembly shop.

Australian Standard: AS 1418.2

Durable, safe and functional. KITO M3 Series Chain Blocks designed for maximum durability and safety in continuous heavy duty applications.

Capacity: 500kg – 50T

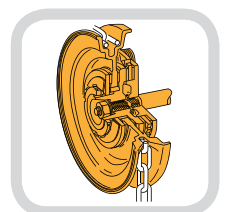
Options



TSP plain trolley
500kg – 5T



TSG geared trolley
500kg – 10T



Overload limiter (OLL)

KITO M3 Series Chain Blocks

Specifications



Capacity	Part No. (3m Lift)	Part No. (6m Lift)	Headroom (mm)	Close Headroom (mm)	Load Chain Dia (mm) x fall	Weight* (kg)	Load Chain Dia x Pitch (mm)	Load Chain Part No.
M3 Series Chain Block								
500kg	43269	47769	360	370	5.0 x 1	10.0	5.0 x 15	44863
1 tonne	43271	47444	410	420	6.3 x 1	11.5	6.3 x 19.1	46722
1.5 tonne	43273	46637	470	485	7.1 x 1	14.5	7.1 x 21	46731
2 tonne	43275	47882	500	505	8.0 x 1	21.0	8.0 x 24	44864
3 tonne	43277	47883	540	565	7.1 x 2	24.0	9.0 x 27	46731
5 tonne	43279	47884	660	720	9.0 x 2	41.0	9.0 x 27	46735
7.5 tonne	43281	63286	840	940	9.0 x 3	63.0	9.0 x 27	46735
10 tonne	49575	49577	850	950	9.0 x 4	83.0	9.0 x 27	46735
M3 Series Chain Block with overload limiter								
500kg	63067	63109	360	380	5.0 x 1	10.0	5.0 x 15	44863
1 tonne	63068	63063	410	420	6.3 x 1	11.5	6.3 x 19.1	46722
2 tonne	63069	63064	500	505	8.0 x 1	21.0	7.1 x 21	44864
3 tonne	63070	63065	540	565	7.1 x 2	24.0	7.1 x 21	46731
5 tonne	63071	63066	660	720	9.0 x 2	41.0	7.1 x 21	46735
10 tonne	64659	64302	850	950	9.0 x 4	83	9.0 x 27	46735

*Weights shown for Chain Blocks are for standard 3 metre lift models.
Optional lift heights available.
Details for larger capacities available on request.

Also Available



Explosion Proof M3

0.5T – 3T capabilities
ATEX Ex IID/G c IIB T4



High Speed M3

2.5T - 50T capabilities
Automatic high & low speed change



SHB Geared Trolley Mount

1T - 10T capabilities
Ultra-low headroom hand chain hoist

KITOPWB

Premium Quality Products

For more information:

Call 1300 792 262
Visit www.kitopwb.com.au

Head Office

441 Grimshaw Street,
Bundoora, VIC 3083

Tel: 1300 792 262 Fax: 03 9467 7290

Email: vic-sales@kitopwb.com.au

QLD Office

1/119 Bandarra Street,
Richlands, QLD 4077

Tel: 07 3375 1288

Email: qld-sales@kitopwb.com.au

WA Office

2/11 Mallaig Way,
Canning Vale, WA 6155

Tel: 08 9256 2499

Email: wasales@kitopwb.com.au

KITO CX SERIES CHAIN BLOCKS



Applications

- ✔ Used in mining, construction, engineering, power transmission fabrication, manufacturing, processing
- ✔ Ideal for the assembly line, work station, job site, workshop

Features

- ✔ Available in 0.25T and 0.5T.
- ✔ Standard lift height of 2.5 metres.
- ✔ Optional lift heights also available upon request.
- ✔ Compact and lightweight.
- ✔ Wide internal diameter of hooks (top and bottom).
- ✔ Low headroom on each model.
- ✔ Smart body with non-protuding bolt.
- ✔ Equipped with overload limiter.
- ✔ High strength load chain.
- ✔ Hook latch with tip supporting structure.

Compact design with an integral aluminium body, extremely lightweight of 2.4kg. Both models of the KITO CX Series are equipped with an overload limiter as standard.

Capacity: 250 – 500kg

KITO CX Series Chain Blocks

Specifications

Capacity	Part No.	Headroom (mm)	Load Chain Dia (mm) x fall	Weight (kg)	Load Chain Dia x Pitch (mm)	Load Chain Part No.	Heights of Lift (m)
250kg	45377	217	3.2 x 1	2.4	3.2 x 9	44835	2.5
500kg	40322	260	4.3 x 1	4.5	4.3 x 12	40328	2.5

*Optional lift heights available.

Compact and extremely powerful

Compact design without protruding bolts

Equipped with overload limiter

Nickel-plated load chain

Grade T, series V (G100)
in accordance with standard
EN818-7, Strength 1,000 N/mm

Corrosion-resistant hand chain

Guided hook latch

Top and load hook

Hook with large internal diameter

Top and load hook



KITOPWB

Premium Quality Products

For more information:

Call 1300 792 262

Visit www.kitopwb.com.au

Head Office

441 Grimshaw Street,
Bundoora, VIC 3083

Tel: 1300 792 262 Fax: 03 9467 7290

Email: vic-sales@kitopwb.com.au

QLD Office

1/119 Bandarra Street,
Richlands, QLD 4077

Tel: 07 3375 1288

Email: qld-sales@kitopwb.com.au

WA Office

2/11 Mallaig Way,
Canning Vale, WA 6155

Tel: 08 9256 2499

Email: wasales@kitopwb.com.au

KITO L5 SERIES LEVER HOIST



Compact KITO L5 Lever Hoists allow maximum mechanical efficiency with minimum effort.

Capacity: 800kg – 9T

Applications

- ✓ Fabrication, construction, engineering, power transmission
- ✓ Ideal for lifting, lowering, positioning, tensioning of loads

Features

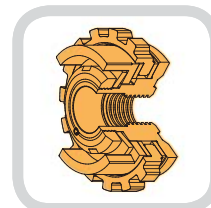
- ✓ Unique patented 'Free Wheeling Hub' mechanism.
- ✓ Smaller, lighter, high grade, alloy steel frame construction.
- ✓ Double brake pads with four braking surfaces.
- ✓ Low headroom design.
- ✓ Double Pawl & Double Spring Assemblies.
- ✓ KITO manufactured Nickel plated Grade 100 load chain.
- ✓ Needle and Ball roller bearings allow maximum mechanical efficiency with minimum effort.
- ✓ Available with load signal as overload indication.
- ✓ Also available with overload limiter which prevents hoist overload and protects the operator.
- ✓ Optional hook for special tip-loading applications.

Australian Standard: AS 1418.2

Options



Load signal



Overload limiter (OLL)



Tip load hook

KITO L5 Series Lever Hoists

Specifications



Capacity	Part No. (1.5m Lift)	Part No. (3m Lift)	Headroom (mm)	Lever Length (mm)	Load Chain Dia (mm) x fall	Weight (kg)	Load Chain Dia x Pitch (mm)	Load Chain Part No.
L5 Lever Block								
800kg	44202	45890	280	245	5.6 x 1	5.7	5.6 x 15.7	44278
1 tonne	44203	62575	300	245	5.6 x 1	5.9	5.6 x 15.7	44278
1.6 tonne	44204	45891	335	265	7.1 x 1	8.0	7.1 x 19.9	44279
2.5 tonne	44205	61917	375	265	8.8 x 1	11.2	8.8 x 24.6	44280
3.2 tonne	44206	45892	395	415	10.0 x 1	15.0	10 x 28.0	44281
6.3 tonne	44207	45893	540	415	10.0 x 2	26.0	10 x 28.0	44281
9 tonne	44208	61498	680	415	10.0 x 3	40.0	10 x 28.0	44281
L5 Lever Block with overload limiter								
800kg	63090	64934	280	245	5.6 x 1	6.0	5.6 x 15.7	44278
1 tonne	63091	64935	300	245	5.6 x 1	6.2	5.6 x 15.7	44278
1.6 tonne	63092	64936	335	265	7.1 x 1	8.4	7.1 x 19.9	44279
2.5 tonne	63093	64937	375	265	8.8 x 1	11.6	8.8 x 24.6	44280
3.2 tonne	63094	64938	395	415	10 x 1	15.2	10 x 28.0	44281
6.3 tonne	63095	64939	540	415	10 x 2	26.2	10 x 28.0	44281
9 tonne	63096	64940	680	415	10 x 3	40.2	10 x 28.0	44281

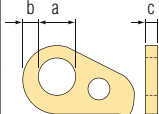
*Weights shown for Lever Hoists are for standard 1.5 metre lift models. Optional lift heights available.

KITO CLIP



Specifications and Dimensions

Rated load (W.L.L.) (t)	Code	Applicable wire rope diameter (mm)	Mass (Net weight) (kg)	Cam dimensions (mm)			KITO PWB Part No.
				a	b	c	
0.75	KC100	8 to 10	0.9	34	16	10.5	44663
1.5	KC140	12 to 14	2.0	42	19	15.5	43332
3	KC200	16 to 20	4.8	48	20	18	43333



*Kito Clip is not designed as a fixture for slinging.

Features

- Can be fixed easily in any location along a wire.
- Wire is firmly gripped by simply inserting the wire into the frame and pulling.
- Features a special groove that protects the wire.
- Economical and versatile.

KITOPWB

Premium Quality Products

For more information:

Call 1300 792 262
Visit www.kitopwb.com.au

Head Office

441 Grimshaw Street,
Bundoora, VIC 3083
Tel: 1300 792 262 Fax: 03 9467 7290
Email: vic-sales@kitopwb.com.au

QLD Office

1/119 Bandarra Street,
Richlands, QLD 4077
Tel: 07 3375 1288
Email: qld-sales@kitopwb.com.au

WA Office

2/11 Mallaig Way,
Canning Vale, WA 6155
Tel: 08 9256 2499
Email: wasales@kitopwb.com.au

KITO LX SERIES LEVER HOISTS



Applications

- ✔ Used in fabrication, construction, engineering, manufacturing, general maintenance, power transmission
- ✔ Ideal for lifting, lowering, tensioning, straining, positioning of loads

Features

- ✔ Lightweight for easy portability.
- ✔ LX003 comes complete with belt bag.
- ✔ Complementing the Lever Hoist range are the lightweight LX003 and LX005 models.
- ✔ Compact and portable these 250kg and 500kg capacity units are an ideal lever hoist for lifting, lowering or positioning of loads and can be carried or stored in your toolbox.
- ✔ Single-step reduction gear, requires manual fastening force and assured load holding.
- ✔ Reliable load fastening can be provided to the last click of the lever.
- ✔ Fasteners are designed to protect threads from damage making maintenance easier.
- ✔ Nickel plated chain.
- ✔ The hook latch is highly resistant to deformation and damage.

Compact and light. KITO LX Series Lever Hoists are easy to carry and easy to use, even in tight quarters or in elevated work locations.

Capacity: 250 – 500kg

LX Series Lever Hoists

Specifications



Capacity	Part No.	Lift Height (metres)	Headroom (mm)	Lever Length (mm)	Load Chain Dia (mm) x fall	Weight (kg)	Load Chain Dia x Pitch (mm)	Load Chain Part No.
250kg	44200	1.0	205	150	3.2 x 1	1.6	3.2 x 9	44835
500kg	44201	1.2	246	180	4.3 x 1	2.6	4.3 x 12.0	44836

*Optional lift heights available.

Applications



KITOPWB

Premium Quality Products

For more information:

Call 1300 792 262

Visit www.kitopwb.com.au

Head Office

441 Grimshaw Street,
Bundoora, VIC 3083

Tel: 1300 792 262 Fax: 03 9467 7290

Email: vic-sales@kitopwb.com.au

QLD Office

1/119 Bandarra Street,
Richlands, QLD 4077

Tel: 07 3375 1288

Email: qld-sales@kitopwb.com.au

WA Office

2/11 Mallaig Way,
Canning Vale, WA 6155

Tel: 08 9256 2499

Email: wasales@kitopwb.com.au

KITO TSP SERIES MANUAL PUSH TROLLEYS



Applications

- ✓ Mining, construction, engineering, infrastructure, manufacturing
- ✓ Ideal for processing plants, manufacturing plants, job sites, construction sites, projects

Features

- ✓ Push or pull, no electricity required.
- ✓ For curved beams where tight turns are required, Kito's TSP trolleys allow a low minimum turn radius.
- ✓ Engineered to be lighter and easier to install, the 250kg to 5 tonne model TSP trolleys are specifically designed to be robust and durable, without unnecessary weight and bulkiness.
- ✓ TSP Trolley wheels are adjustable to work with both tapered and flat-flanged beams, allowing you to use existing equipment without customization.
- ✓ Lifetime-lubricated ball bearings also increase reliability and provide you with smooth operation while traversing a load.
- ✓ Japanese bearings used on wheels.
- ✓ Available with different connectors for use with different products.

The reliability, operational smoothness and safety of your hoist depends on the trolley. Heat-treated steel wheels, sealed bearings and a low-turn radius are just some of the benefits of a push trolley from Kito.

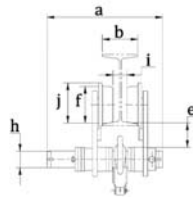
Capacity: 250kg – 5T



KITO TSP Series Manual Push Trolleys

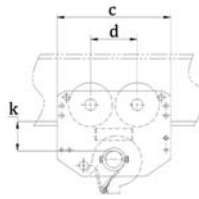


TSP
for ER2 electric chain hoist
with connector E



TSP075-100

*For informational purposes only, contact KITO for dimensional drawing; Please Specify H or I beam when ordering 7.5t and up, by placing an "I" or "H" behind the part number.



TSP001-050

*For informational purposes only, contact KITO for dimensional drawing

Dimensions

Capacity	Model	a	b	c	d	e	f	j	h	i	g	k	headroom (mm)
250kg	TSP003	204	102	182	84	20	60	76	22	b-45	23	89	
500kg	TSP005	204	102	182	84	20	60	76	22	b-45	23	89	
1 tonne	TSP010	249	127	236	112	29	71	95	25	b-48	25	114	
1.5 tonne	TSP015	300	153	280	131	35	85	112	32	b-57	33	163	
2 tonne	TSP020	300	153	280	131	35	85	112	32	b-57	33	163	
2.5 tonne	TSP025	320	153	324	152	36	100	134	36	b-62	39	188	
3 tonne	TSP030	320	153	324	152	36	100	134	36	b-62	39	188	
5 tonne	TSP050	297	178	400	178	46	118	144	54	b-77	58	229	

Specifications

Part No.	Capacity	Model	Standard Flange (mm)				Min. Radius for Curve (mm)	Net Weight (kgs)	
			Standard	W20 Extension	W20 Extension Kit Part No.	W30 Extension			W30 Extension Kit Part No.
47507	250kg	TSP003	50-102	103-203	---	204-305	---	1100	4.5
47508	500kg	TSP005	50-102	103-203	47493	204-305	47494	1100	4.5
47509	1T	TSP010	58-127	128-203	47438	154-305	47439	1300	8
47510	1.5T	TSP015	82-153	---	---	154-305	47440	1500	14
47511	2T	TSP020	82-153	---	---	154-305	47440	1500	14
47512	2.5T	TSP025	82-153	---	---	154-305	47495	1700	23
47513	3T	TSP030	82-153	---	---	154-305	47495	1700	23
47514	5T	TSP030	100-178	---	---	179-305	47496	2300	50

KITOPWB

Premium Quality Products

For more information:

Call 1300 792 262

Visit www.kitopwb.com.au

Head Office

441 Grimshaw Street,
Bundoora, VIC 3083

Tel: 1300 792 262 Fax: 03 9467 7290

Email: vic-sales@kitopwb.com.au

QLD Office

1/119 Bandarra Street,
Richlands, QLD 4077

Tel: 07 3375 1288

Email: qld-sales@kitopwb.com.au

WA Office

2/11 Mallaig Way,
Canning Vale, WA 6155

Tel: 08 9256 2499

Email: wasales@kitopwb.com.au

KITO TSG SERIES MANUAL GEARED TROLLEYS



Applications

- ✓ Mining, construction, engineering, infrastructure, manufacturing
- ✓ Ideal for processing plants, manufacturing plants, job sites, construction sites, projects

Features

- ✓ Manually operated, no electricity required.
- ✓ For curved beams where tight turns are required, Kito's TSG trolleys allow a low minimum turn radius.
- ✓ Engineered to be lighter and easier to install, the ½ to 10 tonne model TSG trolleys are specifically designed to be robust and durable, without unnecessary weight and bulkiness.
- ✓ TSG Trolley wheels are adjustable to work with both tapered and flat-flanged beams, allowing you to use existing equipment without customization.
- ✓ Lifetime-lubricated ball bearings also increase reliability and provide you with smooth operation while traversing a load.
- ✓ Japanese bearings used on wheels.
- ✓ Available with different connectors for use with different products.

The reliability, operational smoothness and safety of your hoist depends on the trolley. Heat-treated steel wheels, sealed bearings and a low-turn radius are just some of the benefits of a geared trolley from Kito.

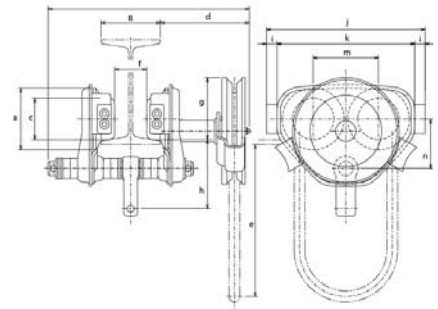
Capacity: 500kg – 10T



KITO TSG Series Manual Geared Trolleys



TSG
for ER2 electric chain hoist
with connector E



Specifications

Part No.	Capacity	Model	Standard Flange (mm)					Min. Radius for Curve (mm)	Net Weight (kgs)
			Standard	W20 Extension	W20 Extension Kit Part No.	W30 Extension	W30 Extension Kit Part No.		
47431	500kg	TSG005	58-127	128-203	47438	204-305	47439	1300	12.3
47432	1 tonne	TSG010	58-127	128-203	47438	204-305	47439	1300	12.3
47435	1.5 tonne	TSG015	82-153	---	---	154-305	47440	1500	19.1
47433	2 tonne	TSG020	82-153	---	---	154-305	47440	1500	19.1
47447	2.5 tonne	TSG025	82-153	---	---	154-305	47495	1700	27.2
47448	3 tonne	TSG030	82-153	---	---	154-305	47495	1700	27.2
47449	5 tonne	TSG050	100-178	---	---	179-305	47496	2300	56.7
47450	7.5 tonne	TSG075	150-220	---	---	221-305	47497	3000	117.9
47451	10 tonne	TSG100	150-220	---	---	221-305	47497	3000	117.9

Dimensions

Capacity	Model	a	b	c	d	e	f	j	h	i	j	k	l	m	n
500kg	TSG005	106	58 - 127	71	116	2200	B - 48	106	119	18	272	236	18	112	85
1 tonne	TSG010	106	58 - 127	71	116	2200	B - 48	106	119	18	272	236	18	112	85
1.5 tonne	TSG015	127	82 - 153	85	154	2700	B - 57	109	138	18	316	280	18	131	104
2 tonne	TSG020	127	82 - 153	85	154	2700	B - 57	109	138	18	316	280	18	131	104
2.5 tonne	TSG025	148	82 - 153	100	157	2700	B - 62	398	153	25	374	324	25	152	118
3 tonne	TSG030	148	82 - 153	100	157	2700	B - 62	398	153	25	374	324	25	152	118
5 tonne	TSG050	168	100 - 178	118	156	3200	B - 76	401	172.5	--	400	178	--	178	146.5
7.5 tonne	TSG075	185	150 - 220	155	182	3700	B - 90	165	117	25	542	492	25	196.5	230
10 tonne	TSG100	185	150 - 220	155	182	3700	B - 90	165	117	25	542	492	25	196.5	230

KITOPWB

Premium Quality Products

For more information:

Call 1300 792 262
Visit www.kitopwb.com.au

Head Office

441 Grimshaw Street,
Bundoora, VIC 3083
Tel: 1300 792 262 Fax: 03 9467 7290
Email: vic-sales@kitopwb.com.au

QLD Office

1/119 Bandarra Street,
Richlands, QLD 4077
Tel: 07 3375 1288
Email: qld-sales@kitopwb.com.au

WA Office

2/11 Mallaig Way,
Canning Vale, WA 6155
Tel: 08 9256 2499
Email: wasales@kitopwb.com.au

KITO PWB® CLAMPS & TROLLEY WHEELS



Applications

- ✔ Used in a wide variety of applications ie. construction, manufacturing, processing, fabrication, job shops, mining and general engineering

Australian Standard: AS 4991:2004

Girder Clamps

- ✔ Featuring a single-threaded adjustment pin for simple and easy installation, KITO PWB® Girder Clamps are supplied in a durable electrostatic enamel finish.
- ✔ Note: Maximum headroom for narrowest beam width.
- ✔ Headroom decreases as beam width is increased.



Simple and easy installation, KITO PWB® Clamps and Trolley Wheels are supplied in a durable electrostatic enamel finish and high quality cast iron.

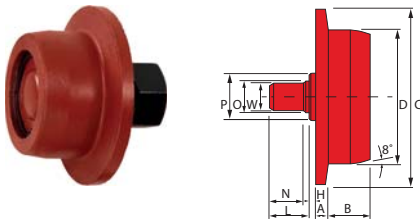
Capacity: 250kg – 10T

Capacity	Part No.	Beam Range (mm)	Headroom (min/mm)	Headroom (max/mm)	Suspension pin dia. (mm)	Weight (kg)
1 tonne	48246	65-230	78	135	20.3	4.8
2 tonne	48247	65-230	78	135	20.3	5.5
3 tonne	48248	100-250	100	160	22.1	11.8
5 tonne	48249	100-320	119	159	40.0	16.0
10 tonne	48476	130-320	150	205	53.0	31.0

KITO PWB® Girder Trolleys and Clamps

Trolley Wheels

- ✔ Single flanged plain trolley wheels are designed from 250kg to 10 tonne capacities (over 4 wheels)
- ✔ Each wheel has a machine cut tread for smooth running on rolled steel joists, universal columns or universal beams
- ✔ Supplied in high quality cast iron, these trolley wheels are complete with bearings, knurled axle, nut, dust cover and circlip




Capacity (on 4 wheels)	Part No.	D (mm)	A (mm)	B (mm)	C (mm)	W (mm) Thread	H (mm)	L (mm)	N (mm)	P (mm)	O (mm)
250kg*	49476	48	5	14	60	M12	1.5	17	14	22	12
500kg	49477	58	8	27	82	M20	3	27	22	30	20
1 tonne	49478	88	8	27	116	M20	3	27	22	30	20
2 tonne	49479	100	8	32	133	M24	3	33	25	33	24
3 tonne	49480	130	8	37	159	M30	3	40	30	36	30
5 tonne	49481	155	10	43	190	M36	3	49	35	45	36
10 tonne*	49482	195	12	48	232	M42	21	61	43	75	42

*non-knurled axle, supplied with sellok pin

Hand Wheels

- ✔ Manufactured from cast iron with an un-machined, solid boss, these hand chain wheels are easily identified by their pattern number and ANCHOR markings
- ✔ Used in conjunction with the appropriate KITO PWB® Hand Chain



D (mm)	Part No.	Pattern Number	A (mm)	B (mm)	Hand Chain Dia (mm)	Hand Chain Part No.
132	46342	463	31	32	5.0	40261
170	46338	425	34	25	5.6	46763
180	46328	294	45	25	6.3	46768
210	46343	378	76	27	6.3	46768
245	46330	257	63	33	6.3	46768
265	46339	433	63	33	6.3	46768
330	46331	405	63	38	6.3	46768
380	46333	406	70	38	6.3	46768
460	46335	204	70	38	6.3	46768
610	46336	280	80	64	6.3	46768

KITOPWB

Premium Quality Products

For more information:

Call 1300 792 262
Visit www.kitopwb.com.au

Head Office

441 Grimshaw Street,
Bundoora, VIC 3083

Tel: 1300 792 262 Fax: 03 9467 7290

Email: vic-sales@kitopwb.com.au

QLD Office

1/119 Bandarra Street,
Richlands, QLD 4077

Tel: 07 3375 1288

Email: qld-sales@kitopwb.com.au

WA Office

2/11 Mallaig Way,
Canning Vale, WA 6155

Tel: 08 9256 2499

Email: wasales@kitopwb.com.au